

BEACON Claimant User Guide



Table of Contents

Claimant Landing Page..... 3

Claimant Log In Page..... 4

Claimant Portal Home Page..... 5

Action Items 6

Claim Information..... 7

Weeks Claimed..... 10

Payment Information..... 11

Workforce Information..... 14


Quick Actions..... 15





Eligibility Issues..... 16

Benefit Payment and Payment History..... 18

Claimant Landing Page

A claimant (an individual who submits a claim for unemployment insurance benefits) lands on this page after selecting: <https://beacon.labor.maryland.gov/>.



What Information do I Need?	<h3>Maryland's BEACON Unemployment Insurance Application Webpage</h3> <p>Welcome to the Maryland Division of Unemployment Insurance BEACON System. Using BEACON, you will be able to file a claim for unemployment insurance (UI) benefits. You can also use BEACON to request your benefit payments each week by filing a Weekly Certification.</p> <p>Unemployment insurance claimants must actively search for work to maintain their eligibility for benefits.</p> <p>If you have an Action Item to file a Weekly Certification, please complete it if you wish to collect UI benefits for the week in question. If you have a Reopen Claim link in the left hand margin, please select it to reopen your claim if you are unemployed. Once you have completed the additional questions, you will be able to file a Weekly Certification, if eligible.</p> <p>Even if your account is active and you have a balance, if you have an "Apply for Benefits" button, then you need to reapply for benefits to be able to file your Weekly Certification.</p> <p>If you wish to reapply for benefits, you should access your BEACON portal from an internet browser, click on the "Apply for Benefits" link on your home page, and follow the steps. You cannot complete this process from the MD Unemployment for Claimants Mobile App.</p> <p>Important Information: You also may apply for UI benefits or file Weekly Certifications by phone by calling a claims agent at 667-207-6520. For agent hours, see the Claimant Contact Information webpage. You may also file a Weekly Certification by calling the automated phone system, available 24/7. Contact 410-949-0022 (if calling from the Baltimore area or out-of-state) or 800-827-4839 (if calling from Maryland, but outside of the Baltimore area).</p> <ul style="list-style-type: none"> ◦ If you are unable to submit supporting documents/forms electronically, please call a claims agent for information about submitting paper documents. <p><input type="checkbox"/> Web Accessibility Mode for the Visually Impaired</p> <p>Get Started with BEACON</p>
Information for Claimants	
BEACON 2.0 Claimant User Guide	
Contact Us	
If you are using Google Translate	

Claimant Log In Page

After selecting “Login to my Account” on the landing page, a claimant must enter their username and password (established when a claimant activates/creates a BEACON account) and enter the Captcha code to access their BEACON account. See below for information about creating a BEACON account (including a username and password).


Welcome to the Maryland Department of Labor Unemployment Insurance BEACON system. To login to your account enter your username and password below and select 'Login'.

IMPORTANT

Maryland Department of Labor will never ask for your username or password.
NEVER respond to an email or text message asking for this information.
Your username and password are for your use only.

Username :

Password :



Captcha

☐ Remember Me
[Forgot Username](#)
[Forgot Password](#)

☐ Web Accessibility Mode
 for the Visually Impaired

Login

Click [here](#) to file an unemployment insurance claim if you do not have an existing account.

Click [here](#) to activate your existing unemployment insurance account. If you activated your account in the One-Stop application, you will access your BEACON account with the same username and password.

A claimant who has never filed an unemployment insurance claim in Maryland can activate a BEACON account by selecting the link in the sentence “Click [here](#) to file an unemployment insurance claim if you do not have an existing account.”

A claimant who previously filed a claim but does not have a BEACON account can create an account by selecting the link in the sentence, “Click [here](#) to activate your existing unemployment insurance account.”

Claimant Portal Home Page

When a claimant logs in to BEACON, the claimant will be in their BEACON claimant portal. Upon logging in to the portal, the claimant will see a home screen with six informational sections that provide a basic overview of the account. The sections include:

- Action Items
- Claim Information
- Weeks Claimed
- Payment Information
- Workforce Information
- Quick Actions

Action Items

- ✓ You have no overpayment due.
- ✓ You have no Open Action Items.
- 📅 You have no upcoming Interview/Hearing.

Claim Information

Claim Number	██████████
Status	Active
Program Name	REGULAR UI
Monetary Claim Type	UI
Weekly Benefit Amount	\$430.00
Maximum Benefit Amount	\$11,180.00
Monetary Balance	\$430.00
Benefit Year Begin Date	08/27/2023

Weeks Claimed

Week Ending	Status
02/24/2024	✓
02/17/2024	✓
02/10/2024	✓
02/03/2024	✓
01/27/2024	✓

✓ Claimed ! Available

Payment Information

Most Recent Week Claimed

Week Ending Date	02/24/2024
Date Filed	02/25/2024
Payment Method	
Payment Amount	\$0.00
Payment Status	Filed
Date Paid	

[View More](#)

Preferred Method of Payment	Direct Deposit
Payment Method Status	Direct Deposit Verified

Workforce Information

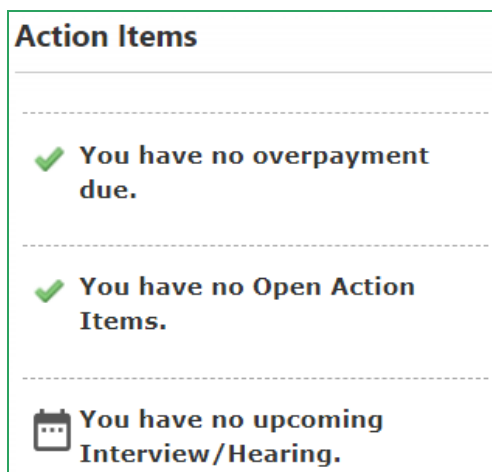
- Register with Maryland Workforce Exchange [Register](#)
- Access MWE account-Reemployment Exchange System (REX) [Select Here](#)

Quick Actions

- [Claimant Profile](#)
- [Change Address/Phone/email](#)
- [Change Payment Method](#)
- [Change Communication Preference](#)
- [Change Tax Withholding](#)

Action Items

In the Action Items section, a claimant can see if they have an overpayment due, open action items (a task/action the claimant is required to complete) or upcoming interviews or hearings.



Action Items

1. **Overpayments** - When a claimant owes overpaid UI benefits, the amount owed is displayed in the Overpayments Due section of the claimant's BEACON portal.

Overpayment Definition - An overpayment occurs when a claimant receives a benefit payment to which the claimant is not entitled. The claimant is notified via an Overpayment Determination, which details the overpaid benefits and the requested repayment amount. A disqualification of earnings, among other reasons, can cause an overpayment. For more, see the [Overpayments and Fraud FAQs](#).

2. **Open Action Items** - This Action Item section will indicate if you have open action items. To see the open action item, select the "View" link. Please see the information below for different types of open action items. This list is not comprehensive.

Types of Open Action Items

- Weekly Claim Certification
- Fact Finding Questionnaire
- Documentation Needed - When a claimant files a claim and documentation is needed, BEACON creates an action item with the name of the documentation in the subject line, for example: SSN Validation.
- Apply for Benefits - A claimant may have an Apply for Benefits action item when they initially enter their portal after activation, after the calendar quarter changes (after March 31, June 30, September 30, or December 31), after the expiration of a benefit year, or after a claim has been exhausted.
- Reopen Claim - A claimant will have a Reopen Claim action item when their claim has become inactive and there are still benefits available on the claim.

3. **You have no upcoming Interview/Hearing** - If a claimant has a scheduled fact-finding appointment(s) or appeal hearing(s), it will be displayed in this section. In the image above, the claimant does not have a scheduled appointment or hearing.

Claim Information

Claim Information	
Claim Number	██████████
Status	Active
Program Name	REGULAR UI
Monetary Claim Type	UI
Weekly Benefit Amount	\$209.00
Maximum Benefit Amount	\$5,434.00
Monetary Balance	\$3,971.00
Benefit Year Begin Date	07/09/2023
Benefit Year End Date	07/06/2024

1. **Claim Number** - A number assigned to each claim filed. This number is used to reference the claim.
2. **Status** - This refers to the status of the claim (either active, expired, exhausted, inactive, suspended or withdrawn). For more details on claim status types, please see below.
 - a. **Active** - A claim is considered active if the claimant is determined eligible for benefits and received their weekly benefit amount.
 - b. **Expired** - A claim for benefits is valid for a certain number of weeks under each program, and expires at the end of the benefit year. A regular Maryland UI claim is valid for 52 weeks, and a claimant may receive up to 26 weeks of regular UI benefits during that 52-week period. If a claim expires, the claimant may file a new claim to determine if they qualify for additional weeks of UI benefits or if they qualify for benefits under another program. A claimant whose claim has expired will receive an action item and an Apply for Benefits link in their portal to apply for another benefit program.
 - c. **Exhausted** - A claim is exhausted when a claimant uses the maximum amount of benefit weeks they qualify for in a benefit year. A claimant that exhausts their benefits, and has another potential benefit program available, will receive an action item and an Apply for Benefits link in their BEACON portal to apply for another benefit program.
 - d. **Inactive** - A claim becomes inactive in a circumstance where a claimant was receiving benefits, returned to work, and reported wages greater than the weekly benefit amount. A claimant is considered not unemployed if the claimant is earning more than the weekly benefit amount. A claimant whose claim is inactive will receive an action item and a Reopen Claim link in their BEACON portal to apply for another benefit program.
 - e. **Withdrawn** - A claim which is removed from the UI system after the Maryland Division of Unemployment Insurance (the Division) determines that the claim is no longer valid. For example, if a claimant files UI claims in two different states, one of those claims will be withdrawn, as a claimant may not collect UI benefits from two states simultaneously.

A claimant whose claim is withdrawn will receive an action item and an Apply for Benefits link in BEACON to apply for another benefit program.

3. **Program Name** - The name of the UI benefit program (see the list below) under which the claimant qualifies to receive UI benefits. The BEACON portal will display a claimant's benefit program. Examples include:
 - a. Regular Unemployment Insurance
 - b. Extended Benefits (EB)
 - c. Trade Adjustment Assistance (TAA)
 - d. Work Sharing (also called Short-Time Compensation)
 - e. Unemployment Compensation for Federal Employees (UCFE)
 - f. Unemployment Compensation for Ex-Servicemembers (UCX)

4. **Monetary Claim Type** - This indicates the type of wages used to satisfy a claimant's monetary eligibility requirement for UI benefits (a claimant must fulfill monetary and non-monetary requirements to be eligible for UI benefits). For more, see the [Eligibility Requirements FAQs](#). The potential bases for the monetary claim types are:
 - a. **UI** - Based on W-2 wages.
 - b. **UCX** - Based on wages from the claimant's military service.
 - c. **UI-UCX** - Based on a combination of W-2 wages and wages from military service.
 - d. **UCFE** - Based on income from federal employment.
 - e. **UI-UCFE** - Based on a combination of W-2 wages and wages from federal employment.
 - f. **UI-UCX-UCFE** - Based on a combination of W-2 wages, wages from military service, and wages from federal employment.
 - g. **UCX-UCFE** - Based on a combination of wages from military service and from federal employment.
 - h. **CWC (Combined Wage Claim)** - Based on wages earned in multiple states.
 - i. **Shell Claim** - Maryland has taken the claim application, but benefits will be paid by another state.
 - j. **IB1** - Based on wages in a state that does not accept internet or telephone claims. The claim is sent to the state liable for the UI benefits.

5. **Weekly Benefit Amount (WBA)** - The WBA is a fixed, weekly benefit payment an eligible claimant will receive each week. The WBA is based on the qualifying wages the claimant earned during the base period (either standard or alternate). The current WBA in Maryland ranges from **\$50 to \$430**. For more about the WBA and base periods, see the [Claims Filing - Initial Claims FAQs](#).

NOTE: A claimant may receive less than the WBA in certain circumstances. For example, if the claimant earns wages in a week, owes child support, or has an overpayment balance, deductions may be made from the claimant's WBA.

6. **Maximum Benefit Amount** - The maximum amount of money a claimant may receive in a benefit year.

7. **Monetary Balance** - The amount of UI benefits the claimant has remaining for the benefit year. A claimant's weekly benefit payment amount is subtracted from the maximum benefit amount for each week that a claimant receives payment. When the claimant receives all of the available payments, the claim is considered exhausted.

8. **Benefit Year Begin Date** - The date on which a benefit year begins. The benefit year is a 52-week period beginning on the Sunday of the week in which a claimant filed an initial claim (for example, if a claimant filed on Wednesday, March 6, the benefit year would begin on Sunday, March 3). Under the Maryland regular UI program, a claimant may receive up to 26 weeks of UI benefits per benefit year.
9. **Benefit Year End Date** - The date on which an unemployment claim expires. The benefit year end date is 52 weeks from the start of the benefit year, and the end date is always a Saturday.

Weeks Claimed

Weeks Claimed	
Week Ending	Status
10/03/2020	!
09/26/2020	!
09/19/2020	✓
✓ Claimed ! Available	

- 1. Week Ending** - The week ending date is the last day of the benefit week. The benefit week runs Sunday through Saturday, and the week ending date is always a Saturday. After each benefit week ends, a claimant is required to file a weekly claim certification to request benefit payments (for the last completed benefit week).
- 2. Status** - In BEACON, the status refers to whether or not a claim certification was filed for the qualifying week.
 - A. Claimed (✓)** - When a claimant has filed a weekly claim certification for an eligible benefit week, the status of that week is claimed. This is represented by a check mark (✓).
 - B. Available (!)** - When a claimant has not filed a weekly claim certification for an eligible benefit week, the status displays the weeks that are available to file. This is represented by an exclamation mark (!).

Payment Information

Payment Information	
Most Recent Week Claimed	
Week Ending Date	10/22/2022
Date Filed	10/23/2022
Payment Method	CHECK
Payment Amount	\$357.00
Payment Status	Cleared
Date Paid	11/02/2022

Most Recent Week Claimed

1. **Week Ending Date** - The last date of a particular benefit week. In Maryland, the benefit week is from Sunday to Saturday, and the week ending date is always a Saturday.
2. **Date Filed** - The date on which a claimant filed a weekly claim certification.
3. **Payment Method** - The option that the claimant selected to receive benefit payments. There are two benefit payment options: direct deposit or check sent by U.S. mail.
4. **Payment Amount** - The amount of UI benefits the claimant was paid for the specified benefit week.
5. **Payment Status** - Payment status refers to whether a claimant's weekly benefit amount was paid. If not, the payment status displays where the benefit is in the payment process, including any issues with the payment. For details, see Claimant Payment Status below.
6. **Date Paid** - The date in which the unemployment insurance benefit payment was posted to a claimant's account. Claimants may receive their benefits after this date, depending on their financial institution or U.S. mail delivery times.

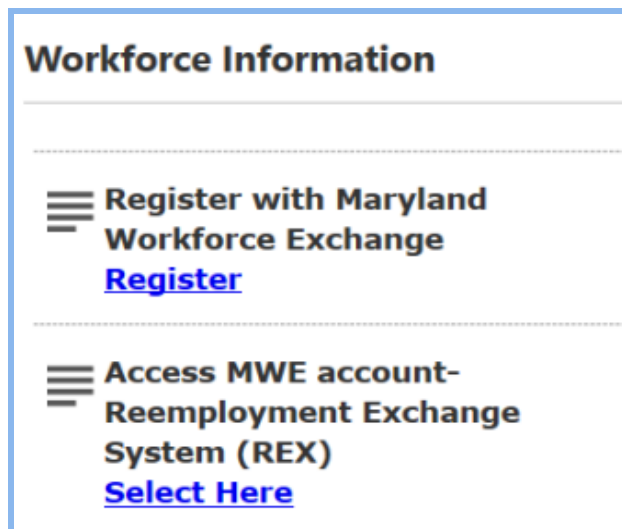
NOTE: Claimant Payment Status

Payment Status	Definition
Benefits Exhausted	This status is displayed if the weekly benefit amount cannot be paid as the balance is exhausted. For more about exhausted claims, see pages 8-9.
Canceled	This status is displayed if the direct deposit or check payment was canceled.
Claim Not Active	This status is displayed when a weekly claim certification(s) was filed, but the claim is canceled.

Cleared	<p>Direct Deposit - This status will display when the claimant's financial institution has indicated that the benefit payment was deposited into the claimant's account.</p> <p>Check - This status will display when the clear check file is received from the bank.</p>
Disqualified	This status is displayed if the claimant is disqualified from receiving UI benefits for the specified benefit week(s) based on a determination. This status also applies to a scenario where severance pay is greater than the weekly benefit amount reported.
Earnings More than Weekly Benefit Amount	This status is displayed if the claimant reported earnings on the claim certification that were greater than the claimant's weekly benefit amount.
Filed	This status is displayed if the weekly certification was filed but not yet processed.
Final Payment	This status is displayed during a claimant's last weekly benefit payment before the monetary balance is exhausted. After the specific week is paid, the monetary balance is reduced to 0.
Monetarily Ineligible	This status is displayed if the week cannot be paid since the claim is monetarily ineligible.
On Hold	<p>Generally, a claimant will see an "On Hold" payment status if their claim has unresolved issue(s), requires authentication, or requires additional information from a third party. Claimant will see their payments "On Hold" under the following circumstances:</p> <ol style="list-style-type: none"> 1. Indefinitely, if the claimant has any of the following unresolved issues which prevent payment of benefits. To access the eligibility issues screen, claimants can select the "Eligibility Issues" tab from the portal's left menu. <ol style="list-style-type: none"> a. Able and Available b. Active Search for Work c. Alien Issues d. Attending School/Training e. Backpay Award/Damages f. Conversion g. Disaster Unemployment Assistance (DUA) h. Discharged i. Earnings j. Extended Benefits Issues k. Emergency Unemployment Benefits l. Employee Hired by Maryland Department of Labor m. Filing Proper Claims n. Fraud o. Labor Disputes p. Leave of Absence Issues q. Military Entitlement r. Monetary Eligibility s. Never Employed Here t. Not Unemployed u. OIG investigation v. Option to File in Another State w. Other Payment x. Other Unemployment Benefits y. Payment Block z. Pension

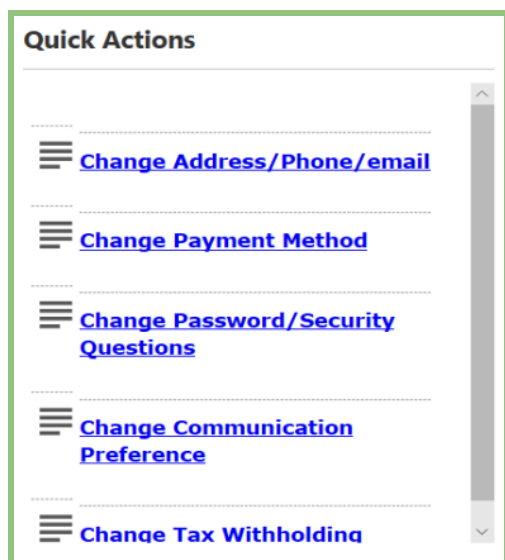
	<ul style="list-style-type: none"> aa. Reasonable Assurance bb. Refusal of Work cc. Reporting Requirement dd. RTAA ee. Severance Pay ff. Special Pay/Bonus Pay gg. TEUCA hh. TRA/RTAA Issues ii. Vacation/Holiday Pay jj. Voluntary Quit kk. Wage Certification ll. Work Sharing <p>2. For 10 days, if the employer did not yet respond to the Division's request for separation information. After this period has elapsed, the payment hold will be automatically lifted on the 11th day, and payment will be issued if there are no other issues preventing payment.</p> <p>3. Indefinitely, if the claimant's profile information could not be validated by the Social Security Administration. Claimants will receive correspondence in their portal indicating that additional documentation is required to resolve this issue. Claimants are also advised to check their action items for additional steps that the claimant may take to resolve authentication issues.</p> <p>4. Indefinitely, if the claimant filed a Training/Additional Benefits claim certification but has not submitted a progress report.</p> <p>5. Indefinitely, if the claimant filed a Trade Adjustment Assistance (TAA) claim, but has not submitted a progress report.</p>
Overpaid	This status is displayed when UI benefits (paid during the specified week) are later determined to be partially or totally overpaid. For more about overpayments, see the Overpayments and Fraud FAQs .
Overpayment Offset	This status is displayed if the entire payment amount was offset and applied to an existing overpayment balance.
Partial Overpayment Offset	This status is displayed if a partial payment amount was offset and applied to an existing overpayment balance. Example: if a claimant receives \$200 in benefits and owes \$100 due to an overpayment, the system pays the claimant \$100 and uses the remaining \$100 to offset the overpayment.
Pending	Pending status is displayed if the payment was made but not yet deposited, or if the claimant's eligibility for benefits is not yet determined.
Processed	This status is displayed when the payment is transmitted to the bank.
Reissued	This status is displayed if the weekly benefit payment was reissued to the claimant.
Rejected	The Rejected status is displayed if a direct deposit payment was rejected by the financial institution.

Workforce Information



1. **Register with Workforce** - The Maryland Workforce Exchange (MWE) offers several resources to help UI claimants become reemployed. With MWE, claimants can create a resume, complete an online self-assessment, conduct labor market research, set up job opportunity alerts and track completed reemployment activities. Claimants are **required to register with MWE, upload or create a résumé in MWE**, and are strongly encouraged to check their MWE inbox frequently for information about required tasks or actions. For more about MWE requirements, see the [Maryland Work Search Requirements webpage](#).
2. **Access MWE Account-Reemployment Exchange System (REX)** - The Reemployment Exchange (REX) Module (also called the Job Contact and Reemployment Activity log) allows claimants to enter valid reemployment activities and job contacts. Claimants are required to complete at least three valid reemployment activities, including at least one job contact, each week. For more, see the [Maryland Work Search Requirements webpage](#).

Quick Actions



1. **Claimant Profile** - This displays the claimant's personal demographic information, such as address, contact information, communication preferences, account activity, etc.
2. **Change Address/Phone/Email** - A claimant can change or update contact information, such as address, phone number, or email address, in this section of BEACON.
3. **Change Payment Method** - A claimant can change their payment method in this section. A claimant may choose to receive benefit payments by either direct deposit or check.
4. **Change Communication Preference** - Claimants can select their preferred method of communication, including e-mail, text message, or postal mail, in the BEACON portal. No matter which communication preference is chosen, all correspondence is also available in the claimant's BEACON portal.
5. **Change Tax Withholding** - A claimant may select whether they want taxes withheld from the claimant's weekly benefits. Claimants can request to withhold state taxes, federal taxes, both, or neither, from their benefits.

Eligibility Issues

This screen (available by selecting the Eligibility Issues tab from the left menu in the claimant's portal) **displays the eligibility issues related to the most recent claim only.**

Issue Number:
Status: All

Issue Type:

Search

Reset

In order to view any eligibility issues on your claim, click on Search.

Search Results

New

Export to Excel

Issue	Activity Name	Issue Level	Issue Type	Issue Sub Type	Employer ID	Employer Name	Status	Benefit Year Begin
012	Cancelled	Adjudication	Active Search for Work	General Requirements			Cancelled	10/29/2023

Eligibility Issues - An eligibility issue is created on a claim when a circumstance that may impact a claimant's eligibility for benefits arises. For example, an eligibility issue would be created if a claimant indicated they are not able and available for work due to medical issues. An issue does not mean a claimant is not eligible for benefits, it means staff must obtain further information before determining eligibility.

Search Criteria

- Issue Number** - Search field used to search by a particular eligibility issue number.
- Status** - A dropdown menu used to search for issues by their status, such as Pending, Mailed, Canceled, and Resolved.
- Issue Type** - A dropdown menu of all possible issues. The claimant can use the dropdown menu to select which issue they would like to search for.
- Search/Reset** - A tab which can be selected to look for a particular item number, status or issue type. The reset tab will clear the searchable field to start anew. To see all issues, select the "Search" button with all search criteria fields blank.

Use the Search button to view any of your claim's eligibility issues.

- Export to Excel** - A tab within the claimant portal that allows claimants to download current data about eligibility issues in an Excel spreadsheet. Claimants are to select which categories to view as an Excel spreadsheet.
- Issue Level** - Indicates where an issue is in the eligibility determination process. Most issues only go to an adjudication issue level.
 - Flag** – Indicates that the system has established an issue, but the claimant is not eligible for benefits due to being monetarily ineligible. This issue is not sent to adjudication.
 - Adjudication** – The first step in the resolution of an issue.

NOTE: During the adjudication process, Division staff investigate and review relevant facts/circumstances in an attempt to resolve an issue related to an UI claim.

- **Corrected** – A corrected decision is a redetermination initiated by the Division to correct an error.
 - **Redetermination** – An additional adjudicator's determination on an issue.
 - **Nullified** – Indicates that a prior issue or decision has been removed or made null and void. All downstream effects of the issue or decision are also reversed.
 - **End Indefinite Denial** – This displays when a penalty has ended because the claimant met the requirements to requalify for UI benefits.
 - **First Level Appeal** – This is a Lower Appeals decision.
To learn more, see the [Lower Appeals FAQs](#).
 - **Second Level Appeal** – This is a Board of Appeals decision.
To learn more, see the [Board of Appeals FAQs](#).
 - **Third Level Appeal** – This is a decision from the Maryland Circuit Court.
 - **External Appeal** – This is a decision made from the Maryland Circuit Court.
3. **Export to Excel** - A tab within the claimant portal that allows claimants to download current data about eligibility issues in an Excel spreadsheet. Claimants are to select which categories to view as an Excel spreadsheet.
4. **Issue Level** - Indicates where an issue is in the eligibility determination process. Most issues only go to an adjudication issue level.
- **Flag** – Indicates that the system has established an issue, but the claimant is not eligible for benefits due to being monetarily ineligible. This issue is not sent to adjudication.
 - **Adjudication** – The first step in the resolution of an issue.
NOTE: During the adjudication process, Division staff investigate and review relevant facts/circumstances in an attempt to resolve an issue related to an UI claim.
 - **Corrected** – A corrected decision is a redetermination initiated by the Division to correct an error.
 - **Redetermination** – An additional adjudicator's determination on an issue.
 - **Nullified** – Indicates that a prior issue or decision has been removed or made null and void. All downstream effects of the issue or decision are also reversed.
 - **End Indefinite Denial** – This displays when a penalty has ended because the claimant met the requirements to requalify for UI benefits.
 - **First Level Appeal** – This is a Lower Appeals decision.
To learn more, see the [Lower Appeals FAQs](#).
 - **Second Level Appeal** – This is a Board of Appeals decision.
To learn more, see the [Board of Appeals FAQs](#).
 - **Third Level Appeal** – This is a decision from the Maryland Circuit Court.
 - **External Appeal** – This is a decision made from the Maryland Circuit Court.
5. **Issue Type** - A description of the claimant's specific eligibility issue.
6. **Employer Name** - The name of the employer, if an employer is attached to the issue.
7. **Status** - The status is the processing stage of the eligibility issue. As examples, if the status is Pending, this refers to an issue which was created but is not resolved, and if the status is Mailed, it means that a determination has been mailed to the claimant.
8. **Determination Date** - This is the date the original determination was entered. This will remain blank until a determination is made.

Benefit Payment and Payment History

Claimant Information				
Claimant Name: [REDACTED]		Claimant ID: [REDACTED]		Claim ID: [REDACTED]
Benefit Year Begin Date: 11/20/2022		Benefit Year End Date: 11/18/2023		Last Week Filed: N/A

Potential Benefits By Program				
Claim Number	Program Name	Benefit Year Begin Date	Benefit Year End Date	Weekly Benefit Amount
[REDACTED]	REGULAR UI	11/20/2022	11/18/2023	\$295.00

Search Criteria	
Week Ending Date From: <input type="text"/>	Week Ending Date To: <input type="text"/>
Date Payment Issued From: <input type="text"/>	Date Payment Issued To: <input type="text"/>
<input type="button" value="Search"/>	<input type="button" value="Reset"/>

Claimant Information

- Claimant Name** - The name of an individual who files for unemployment insurance benefits, also referred to as a claimant.
- Claimant ID** - A unique, eight-digit number which identifies a claimant.
- Claim ID** - An assigned number which identifies a specific claim.
- Benefit Year Begin Date** - The date on which an unemployment claim begins. A benefit year is a one-year period that begins on the Sunday of the calendar week that the claimant files for initial benefits. For example, if you file on Wednesday, March 6, your benefit year will begin on Sunday, March 3.
- Benefit Year End Date** - The date on which an unemployment claim expires. The benefit year end date is 52 weeks from the start of the benefit year, and the end date is always a Saturday.
- Last Week Filed** - The most recent benefit week during which a claimant filed a weekly claim certification.

Potential Benefits by Program

- Claim Number** - A system-generated number that is assigned to each claim.
- Program Name** - The name of the UI or federal compensation program under which a claimant qualifies for UI benefits.
- Benefit Year Begin Date** - The date on which a UI claim begins. It is the Sunday of the week in which a claimant files an initial claim. A benefit year is a one-year period that begins on the first day of the calendar week that the claimant files for benefits.
- Benefit Year End Date** - The date on which a UI claim expires. The benefit year end date is 52 weeks from the start of the benefit year, and it is always a Saturday date.

- 5. Weekly Benefit Amount (WBA)** - The WBA is a fixed weekly benefit payment a claimant who is eligible for UI benefits will receive from the Division. The WBA is based on the qualifying wages a claimant was paid during the base period. The current weekly benefit amount in Maryland ranges from \$50 to \$430. For more about the WBA, see the [Claims Filing - Initial Claims FAQs](#).

NOTE: A claimant may receive less than the WBA in certain circumstances (for example, if the claimant earns wages in a week, owes child support, or has an overpayment balance).

Search Criteria

Week Ending Date From:

Week Ending Date To:

Date Payment Issued From:

Date Payment Issued To:

Search

Reset

Payment History

Export To Excel

Export To PDF

First

Prev

1

2

Next

Last

Results 1 - 10 of 12

Week Ending	Date Certification Received	Program Name	Date Payment Issued	Benefit Amount	Payment Amount	Overpayment	Process Status	Adjusted	Process/Adjusted Date	History
02/24/2024	02/25/2024	REGULAR UI		\$430.00	\$0.00	No	Filed	No	02/25/2024	View

Search Criteria

- 1. Week Ending Date From** - First day to be included in the search results.
- 2. Week Ending Date To** - Last day to be included in the search results.
- 3. Date Payment Issued From** - The earliest payment date to be included in the search results.
- 4. Date Payment Issued To** - The last payment date to be included in the search results.

Payment History

- 1. Week Ending** - The end of the benefit week in which a qualifying claimant should file a weekly claim certification. The benefit week runs Sunday through Saturday.
- 2. Date Certification Received** - The day a claimant filed a weekly claim certification for the benefit week.
- 3. Program Name** - The name of the program under which a claimant qualifies for UI benefits.
- 4. Date Payment Issued** - The date the payment is either released to a claimant's financial institution via direct deposit or sent to the claimant via U.S. mail.
- 5. Benefit Amount** - A benefit amount (also referred to as the weekly benefit amount) is a fixed, weekly payment of UI benefits an eligible claimant will receive.

NOTE: The amount displayed is before taxes, offsets, deductions, and other adjustments.

- 6. Payment Amount** - The actual amount of UI benefits a claimant was paid (after taxes, offsets, deductions, etc.) for the specified week.
- 7. Overpayment** - An overpayment occurs when a claimant receives a benefit payment to which they are not entitled. The claimant is notified via an Overpayment Determination of all benefits that were improperly paid and for which repayment is requested. A disqualification of earnings, among other reasons, can cause an overpayment.
- 8. Process Status** - The process status section describes where a weekly benefit payment is in the payment process. The status may show a benefit payment has cleared. For a claimant receiving benefit payments via check, this means the payment cleared the bank.
- 9. Adjusted** - An UI agent may adjust a benefit payment, including editing or canceling a benefit payment, when the payment is in the pending status. If a weekly benefit payment was adjusted, "yes" is displayed in this section and "no" is displayed if a payment was not adjusted.
- 10. Process/Adjusted Date** - The date on which a claimant's payment was processed or adjusted by the Division.
- 11. History** - BEACON displays a historical view of a claimant's payments by week. By selecting the VIEW tab, a claimant can see more detailed information about a benefit week, including the payment details for that week, tax withholding, and deductions.
- 12. Export to Excel** - With this feature, a claimant can export Payment History results to a Microsoft Excel file.
- 13. Export to PDF** - With this feature, a claimant can export Payment History results to an Adobe PDF file.